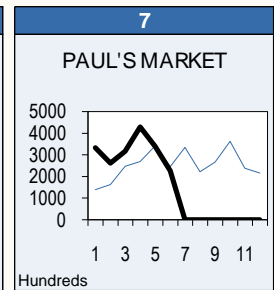
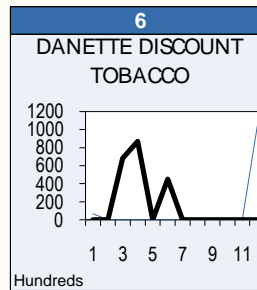
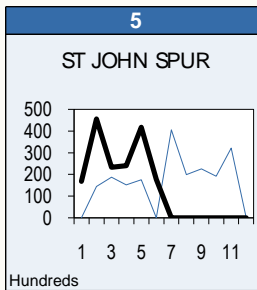
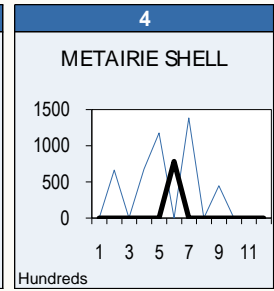
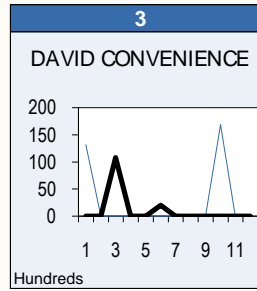
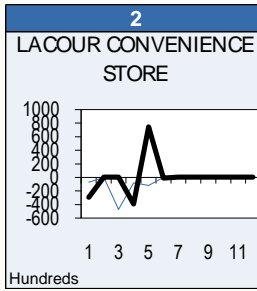


## Most Profitable Customers

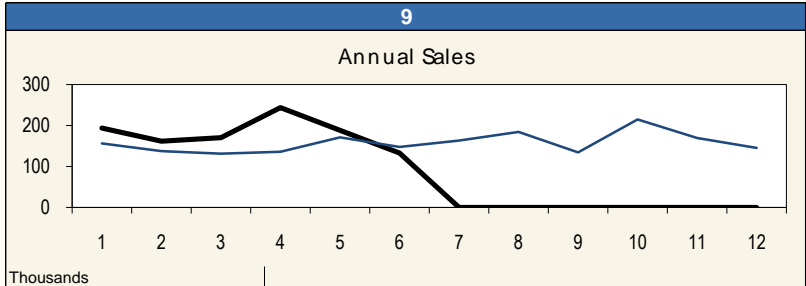
2008 vs 2007

1			
Route Details			
Route Number	204		
Salesrep	704 - Lisa LaCour		
	<u>Sales</u>	<u>+/- Previous</u>	
January	193,871.20		
February	161,592.02	(32,279.18)	
March	170,243.09	8,651.07	
April	244,021.58	73,778.49	
May	188,342.75	(55,678.83)	
June	132,784.04	(55,558.71)	
July	0.00		
August	0.00		
September	0.00		
October	0.00		
November	0.00		
December	0.00		



## Movement

8			
Route Totals			
<u>Account Analysis</u>		<u>YTD</u>	
Sales Price	1,090,854.68		
Base Cost	1,050,429.46		
Base Profit	40,425.22		
Base Percent	3.71		
Net Cost	1,052,636.84		
Net Profit	38,217.84		
Net Percent	3.50		
# of Invoices	416.00		
# of Customers	20.00		
*All Categories			



## Least Profitable Customers

